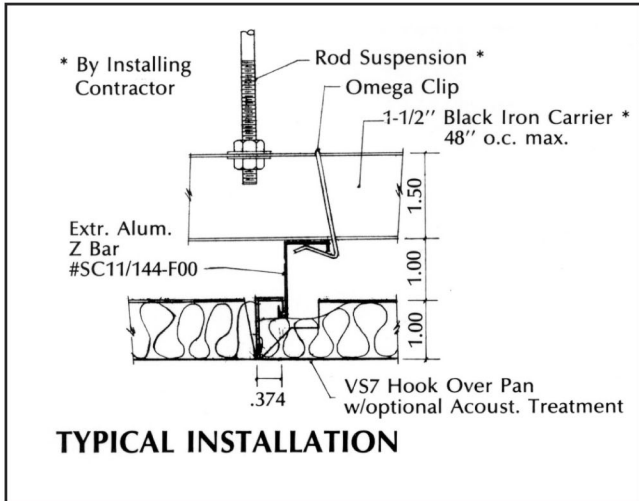


# VISIONS 700

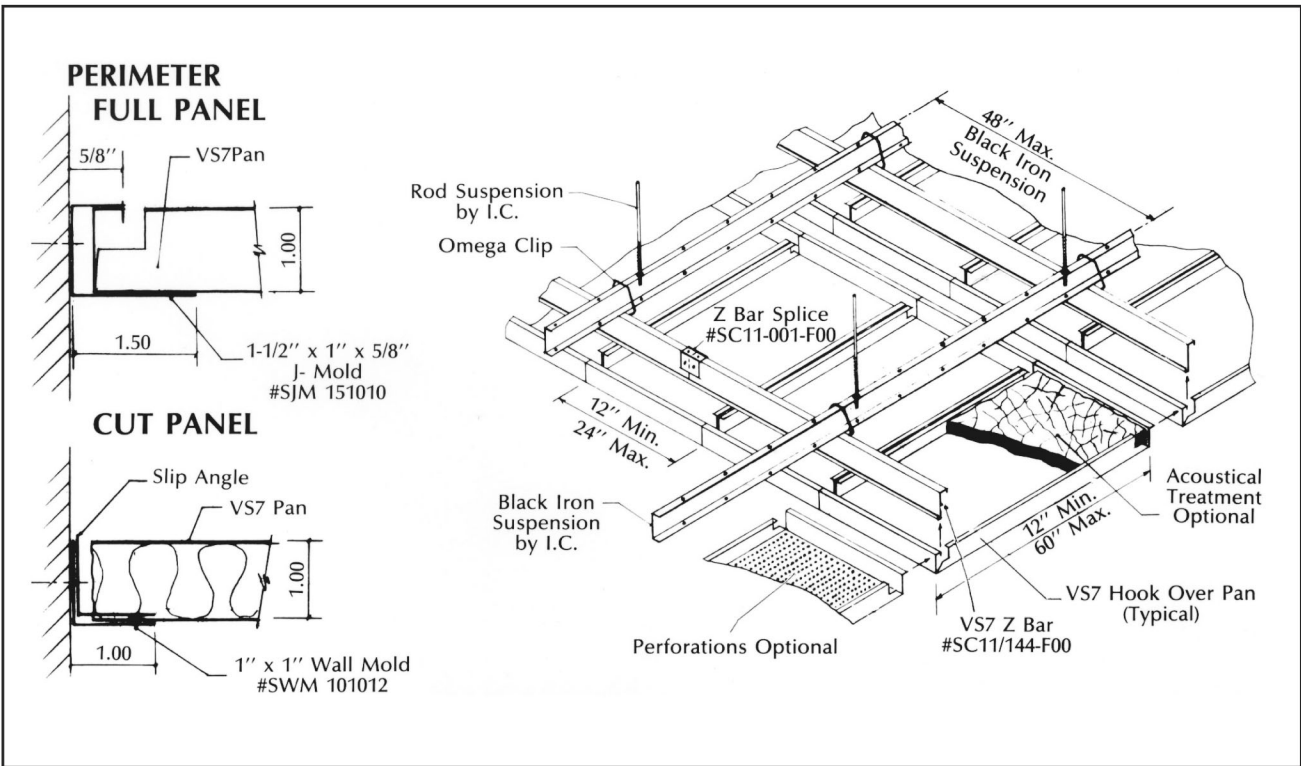
## □ Suspension Detail



## □ VS7 Data

MODEL NUMBER	MATERIAL	THICKNESS	WEIGHT PER SF
VS718S/22-F??	Steel	0.018"	1.3#
VS724S/22-F??	Steel	0.024"	1.6#
VS736S/22-F??	Steel	0.036"	1.8#
VS725A/22-F??	Aluminum	0.025	0.6#
VS732A/22-F??	Aluminum	0.032	0.8#
VS740A/22-F??	Aluminum	0.040	1.0#

## □ Installation



## □ Introduction

VISIONS 700 is a 100% accessible metal hooking on ceiling system.

1. For standard available perforation pattern see page MP-1
2. For complete Architectural Specification, contact factory

## □ Technical

**PAN SIZES:**  
Standard is 2'x2'  
Optional are 1'x1' to 2 1/2'x5'

**FINISHES:**  
Standard are polyester roll coated. (#FSTD)  
Custom painted are polyurethane epoxy. (#F47)  
Mirrored are polished brite. (#F08-Clear) (#F07-Gold)

**PLENUM:**  
4" recommended w/o HVAC or lights  
12" recommended w/HVAC or lights


**FIRE CODE:**  
Non-combustible, fire rated grid available

**MATERIAL:**  
0.025" thick aluminum/steel (Std duty)  
0.032" thick aluminum/steel (Medium)  
0.040" thick aluminum/steel (heavy)




# VISIONS STD. PERFS

**PATTERN P42** (1/16" x 7/32" straight)




DIM 'X'	DIM 'Y'	ANGLE	OPEN AREA	BORDER
0.216"	0.188"	90~	7%	YES

**PATTERN P44** (1/16" x 7/32" staggered)



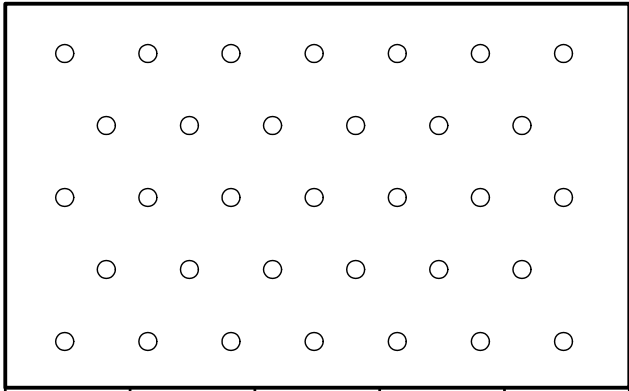
DIM 'X'	DIM 'Y'	ANGLE	OPEN AREA	BORDER
0.216"	0.188"	60~	7%	NO

**PATTERN P65** (3/32" x 21/64" staggered)




DIM 'X'	DIM 'Y'	ANGLE	OPEN AREA	BORDER
0.328	0.284	60~	8%	NO

**PATTERN P66** (3/32" x 7/16" staggered)




DIM 'X'	DIM 'Y'	ANGLE	OPEN AREA	BORDER
0.433	0.375	60~	5%	NO

**PATTERN P81** (1/8" x 1/4" straight)



DIM 'X'	DIM 'Y'	ANGLE	OPEN AREA	BORDER
0.250	0.250	90~	20%	AVAIL.

**PATTERN P82** (1/8" x 1/2" straight)




DIM 'X'	DIM 'Y'	ANGLE	OPEN AREA	BORDER
0.500	0.500	90~	5%	AVAIL.

Note: Other Perforation Patterns Available at a Slight Upcharge. Contact Factory with Particulars.




# VISIONS STND. PERFS

**PATTERN P85** (1/8" x 3/8" staggered)




DIM 'X'	DIM 'Y'	ANGLE	OPEN AREA	BORDER NO
0.375	0.326	60~	10%	NO

**PATTERN P123** (3/16" x 3/8" straight)



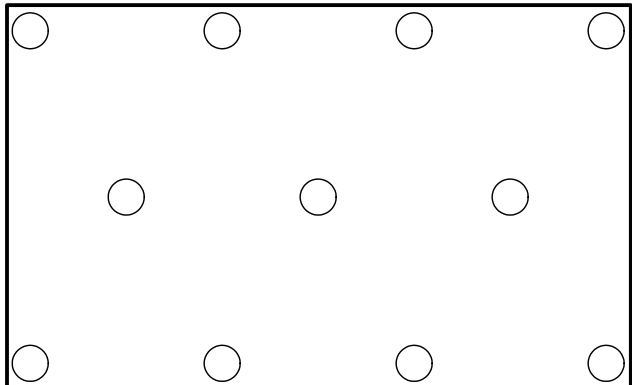
DIM 'X'	DIM 'Y'	ANGLE	OPEN AREA	BORDER NO
0.375	0.325	60~	23%	NO

**PATTERN P124** (3/16" x 7/16" straight)



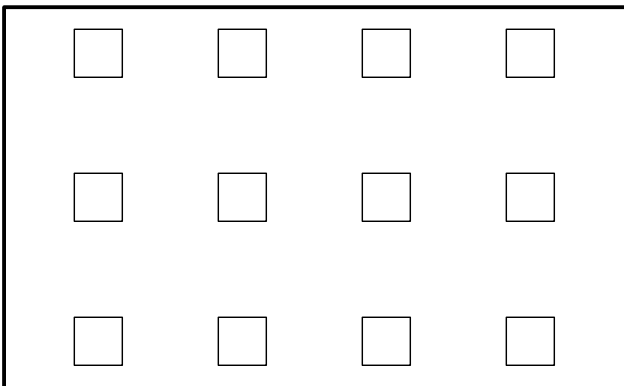
DIM 'X'	DIM 'Y'	ANGLE	OPEN AREA	BORDER AVAIL.
0.438	0.438	90~	15%	AVAIL.

**PATTERN P127** (3/16" x 1" staggered)



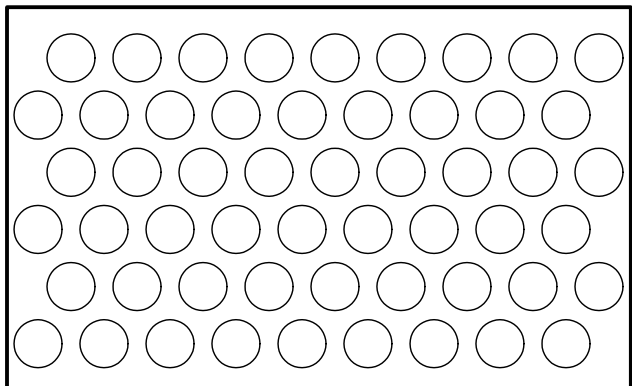
DIM 'X'	DIM 'Y'	ANGLE	OPEN AREA	BORDER NO
1.000	0.866	60~	3%	NO

**PATTERN P16S1** (1/4" Sq. x 3/4" staight)



DIM 'X'	DIM 'Y'	ANGLE	OPEN AREA	BORDER AVAIL.
0.750	0.750	90~	11%	AVAIL.

**PATTERN P163** (1/4" x 11/32" staggered)



DIM 'X'	DIM 'Y'	ANGLE	OPEN AREA	BORDER NO
0.343	0.297	60~	48%	NO

Note: Other Perforation Patterns Available at a Slight Upcharge. Contact Factory with Particulars.

