

# VISIONS 100

## □ Introduction

VISIONS 100 is an accessible, slide-in metal pan ceiling system. Its concealed suspension provides an un-incumbered smooth monolithic look. Acoustical and aesthetic perforations are available.

## □ Technical

### PANEL SIZE:

Standard is 2'x2'  
Optional are 1'x1' to 4'x12'

### FINISHES:

Standard are polyester roll coated .  
Custom are polyurethane epoxy.  
Mirrored are polished brite.

### PLENUM:

4" recommended w/o HVAC or lights  
12" recommended w/ HVAC or lights


### FIRE CODE:

Non-combustible  
Fire rated suspension available.

### MATERIAL:

0.040" thick aluminum (up to 3' wide)  
0.050" thick aluminum (up to 4' wide)  
0.063" thick aluminum (exterior)

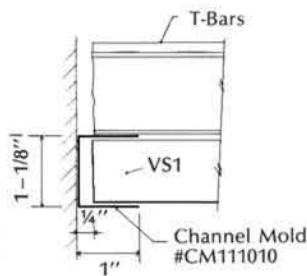
## □ Photo



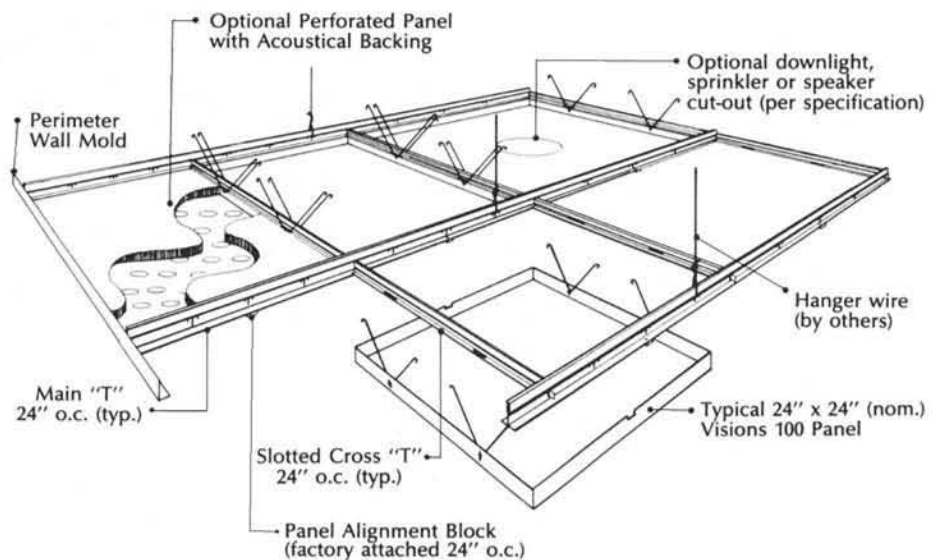
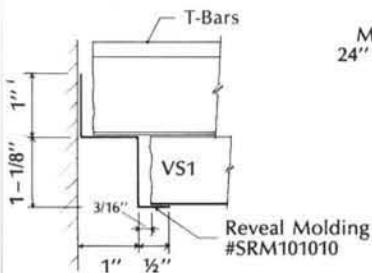
## □ Installation

### PERIMETER

#### FLUSH



#### REVEAL



AMERICAN DECORATIVE CEILINGS

(All Rights Reserved)

Mail: Post Office Box 605605 - Cleveland, Ohio 44105

Packages: 4510 East 71st St. - Cleveland, Ohio 44105

Telephone: (216) 341-2222 • Fax: (216) 341-8501

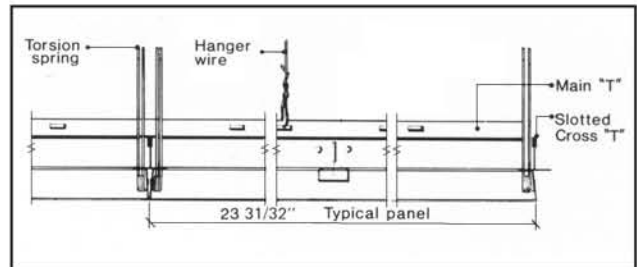
email: [info@amer-dec.com](mailto:info@amer-dec.com)

# VISIONS 100

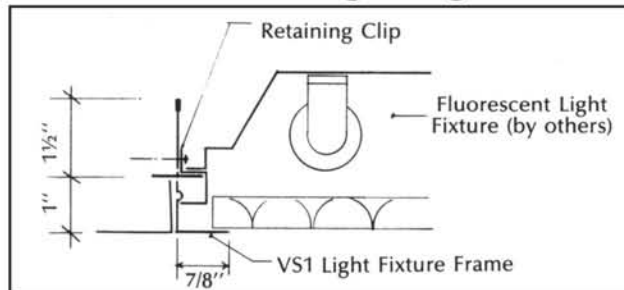
## □ VS1 Data

MODEL NUMBER	MATERIAL	METAL THICKNESS	WEIGHT PER SF
VS118S/22-F??	Steel	0.018"	1.2#
VS124S/22-F??	Steel	0.024"	1.5#
VS136S/22-F??	Steel	0.036"	1.7#
VS140A/22-F??	Aluminum	0.040"	1.0
VS150A/22-F??	Aluminum	0.050"	1.2
VS163A/22-F??	Aluminum	0.063"	1.2#

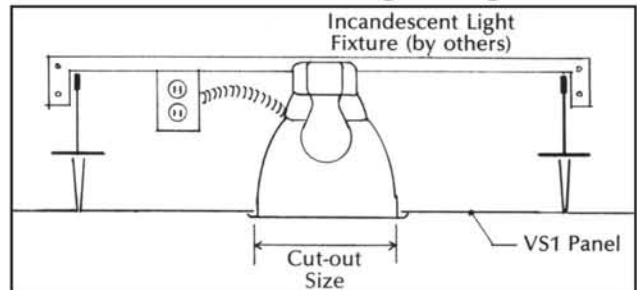
## □ Section (or HVAC)



## □ Fluorescent Lighting



## □ Incandescent Lighting



## □ Specification

**PART 1-GENERAL** (See typical "General" section of "Typical Specification")

### PART 2-PRODUCTS

#### 2.01 Manufacturer

A. Decorative ceiling system shall be Model Number VS1???/22-F?? (insert metal type and use at first two ?'s from VS1 Data table) (insert color number at last two ?'s per section 2.04 A below), as manufactured by American Decorative Ceilings, Inc.; 4510 E.71st.; Cleveland, Ohio 44105; Telephone number (216) 341-2222, Fax number (216) 341-8501.

#### 2.02 Materials

- A. All suspension members to be constructed to the Intermediate Duty classification of ASTM C635.
1. Main runners and cross t's shall be of pre-punched, roll formed steel t-bars with the exposed flange surface to match the metal pan finish. Vertical dimension of t-bar members to be a minimum of 1 1/2" and exposed face of t-bar members to be a nominal 1". Main t's and cross t's shall for a standard 2'x2' grid pattern, straight and true. Main t's shall have factory fabricated panel alignment blocks. Cross t's shall be factory pre-punched with spring slots to align with torsion springs of Visions 100 panels.
  2. Perimeter moldings where applicable are interchangeable, as long as dimensions and thicknesses are the same as specified for above t-bar system.
- B. VISIONS 100 Metal Units shall be a minimum of ((25 gage thickness) for steel) ((22 gage thickness) for aluminum) (strike out non-applicable material and its corresponding thickness). All exposed metal shall be free from surface blemishes, seam marks, roller marks, and other imperfections. Units to be stretcher leveled and rolled completely flat to produce maximum flatness and minimum deflection. Unless otherwise indicated, units to be a nominal 2'x2' for typical torsion spring installation. Each full panel to have a minimum of 4 (four) torsion springs factory attached to said panel. Torsion springs to be manufactured from stainless steel high yield spring wire of a minimum of 0.045" diameter. Torsion springs to be physically attached to panels with a stainless steel spring retainer clip and stainless steel pop-rievet.
- C. (Omit this section if perforations are not required) Provide Visions 100 units with Perforation Pattern (#1 (1/8" dia. on 1/2" square centers)) (#2 (3/8" dia. on 1-1/4" square centers)) (#3 (3/4" dia. on 2-3/8" square centers)) (#4 (1/16" dia. on 1/4" staggered centers)) (#8 (3/4" square hole on 1-1/8" square centers)) (#10 (1/2" square holes on 1-1/4" square center)) (strike out all non-applicable perforation patterns).
- D. (Omit this section if acoustical insulation is not required) Provide INS10/22-F00, 1 pound per cubic foot sound absorptive pads of width and length to equal Visions 100 unit. Insulation to be glass fiber and complying with ASTM C 553 for Class B-3, treated to be non dusting, for installation over metal Visions 100 unit. Said insulation to have a minimum thickness of 1".

#### 2.03 Fabrication

A. Fabricate Visions 100 Metal Units from stretcher leveled sheet stock. Stress relieve all edges to reduce metal spring during all stages of fabrication and handling. Units to be manufactured for torsion spring slide-in application into supplied 2'x2' grid opening. Said installation to provide non-modular appearance when completed.

#### 2.04 Finishes

A. Fabricate Visions 100 units, suspension grid, and perimeter molding to be factory applied after removal of all factory lubricants. Said finish to be a two-part polyurethane epoxy paint (or primer) for durability and superior color consistency. Color to be (white(F41)) (satin aluminum (F23)) (polished chrome(F03)) (polished gold(F07)) (polished stainless steel (F08)) (custom color (F47)) (strike out all non applicable finishes)

**PART 3- EXECUTION** (see typical "Execution" section of "Typical Specifications")



**AMERICAN DECORATIVE CEILINGS**

(All Rights Reserved)

Mail: Post Office Box 605605 - Cleveland, Ohio 44105

Packages: 4510 East 71st St. - Cleveland, Ohio 44105

Telephone: (216) 341-2222 • Fax: (216) 341-8501

email: info@amer-dec.com