

# SPIRALITE

## □ Introduction

SPIRALITE illuminated ceiling systems recreate dramatic space reminiscent of the "Oculus" of Rome. These segmented variations are easily adapted to any scale by regulating the number of Diagonal-Ts.

## □ Technical

### SECTION:

Tees-11/2"x1" extrusions

### SPIRALITE MODULE:

See Spiralite Data next page

### FINISHES:

Standard is black (F42)

Custom colors are (F47) all finishes are polyurethane epoxy.

### PLENUM:

See Perimalite Data next page.

### FIRE CODE:

Metal- non-combustible

Lense-flame spread: 25 or less

-smoke contributed: 50 or less

### MATERIAL:

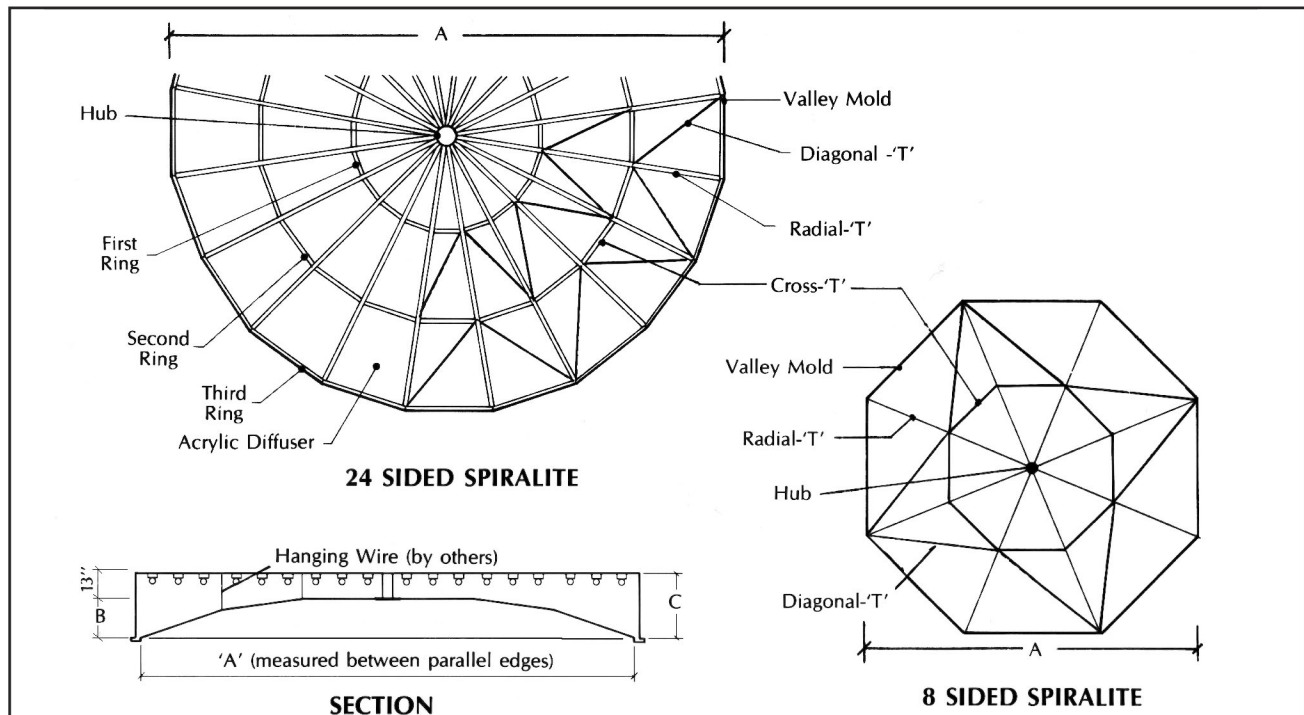
Metal- 0.060" extruded aluminum

Lense- 100% virgin acrylic

## □ Photo



## □ Installation



**AMERICAN DECORATIVE CEILINGS**

(All Rights Reserved)

Mail: Post Office Box 605605 - Cleveland, Ohio 44105

Packages: 4510 East 71st St. - Cleveland, Ohio 44105

Telephone: (216) 341-2222 • Fax: (216) 341-8501

email: [info@amer-dec.com](mailto:info@amer-dec.com)

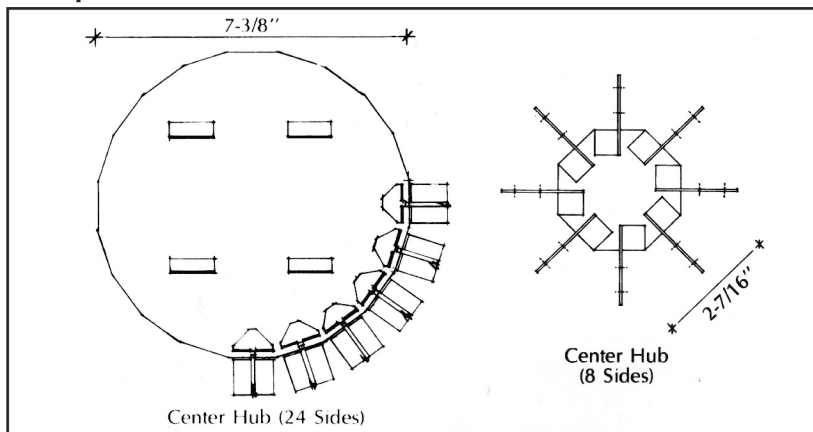
# SPIRALITE

## □ Spiralite Data

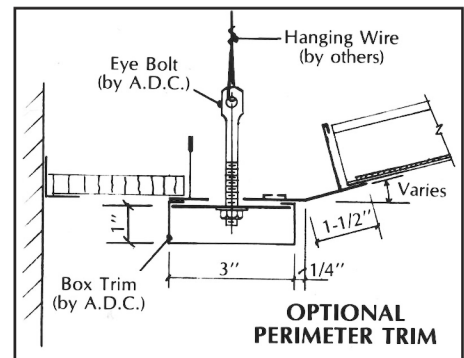
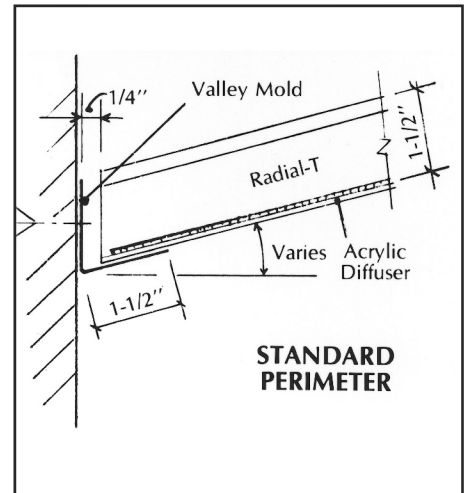
Model Number	Number Rings	Number Sides	'A' Opening Width	'B' Rise	'C' Minimum Plenum	Weight per S.F.
LSL0806-F42	1	8	6'	11"	24"	1.6
LSL0809-F42	2	8	9'	16"	29"	1.4
LSL0812-F42	3	8	12'	21"	34"	1.2
LSL2414-F42	3	24	14'	15"	28"	1.5
LSL2420-F42	4	24	20'	21"	34"	1.5
LSL2424-F42	5	24	24'	25"	38"	1.3
LSL2428-F42	6	24	28'	29"	42"	1.3
LSL2436-F42	7	24	36'	35"	48"	1.3

Note: Unit size is 1/2" less than drywall opening

## □ Spiralite Data



## □ Spiralite Data



## □ Specification

**PART 1- GENERAL** (See typical "General" section of "Typical Specification")

**PART 2 PRODUCTS**

**2.01 Manufacturer**

A. Illuminated ceiling system shall be "Spirilite" model number LSL????-F42 (insert number of sides at first two '?'s, and width at third and fourth '?'s), (See Spirilite Data for required sizes), (If finish is other than black, insert appropriate number from Section 2.02 H. below), as manufactured by American Decorative Ceilings, Inc.; 4510 E. 71st St. Cleveland, Ohio 44105; (216) 341-2222.

**2.02 Materials**

- A. Perimeter rails manufactured from extruded aluminum, having a vertical dimension of 1-1/2", and an exposed face of 1"
- B. Radial-Ts and Cross-Ts (rings) to be manufactured from extruded aluminum, having a vertical dimension of 1-1/2" and a face dimension of 1".
- C. Diagonal rails (optional per design as indicated on reflected ceiling plans of Contract Documents) to be manufactured from extruded aluminum having a vertical dimension of 1-1/2", and an exposed face of 1".
- D. Center hub to be manufactured from structural metal, having a diameter as indicated on Installation Drawings, to consist of one piece, having factory pre-punched holes for hanging wire(s), and factory mounted brackets for interconnection to main Radial-Ts.
- E. Acrylic diffuser to be manufactured from 100% virgin acrylic, with a temper set of a maximum of 25, and a roll stress relief of 5. Minimum thickness to be 0.080", color to be milk white, and sizes to be factory pre-cut.
- F. Perimeter Valley Mold to be 1-1/2" by 1-1/2" by specified lengths per Manufacturer's Installation Drawings.
- G. Assembly brackets to be provided by the manufacturer for all joint connections. Brackets to be galvanized or plated steel of proper design for manufacturer's intended use.
- H. Finish to be (black(F42)), (white(F41)), (medium bronze(F44)), or (custom color (F47)), (strike out all non-applicable finishes).

**2.03 Fabrication**

- A. Fabrication of glazed acrylic diffusers and aluminum suspension system to be factory cut, mitred, and notched. All intersections are to be factory mitred for easyabutting joints. ONLY MINOR FIELD FABRICATION WILL BE ACCEPTED.
- B. Fasteners through-out shall be electroplated galvanized steel of proper design and strength to accomplish fastening purpose.

**PART 3-EXECUTION** (See typical "Execution" Section of "Typical Specification")

